

Please check the examination details below before entering your candidate information

Candidate surname					Other names				
Centre Number					Candidate Number				
<input type="text"/>	<input type="text"/>	<input type="text"/>	<input type="text"/>	<input type="text"/>	<input type="text"/>	<input type="text"/>	<input type="text"/>	<input type="text"/>	

Pearson Edexcel Level 1/Level 2 GCSE (9–1)

Wednesday 22 May 2024

Morning (Time: 1 hour 45 minutes)

Paper reference **1PH0/1F**

PHYSICS

PAPER 1

Foundation Tier

You must have:
Calculator, ruler, Equation Booklet (enclosed)

Total Marks

Instructions

- Use **black** ink or ball-point pen.
- **Fill in the boxes** at the top of this page with your name, centre number and candidate number.
- Answer **all** questions.
- Answer the questions in the spaces provided
– *there may be more space than you need.*

Information

- The total mark for this paper is 100.
- The marks for **each** question are shown in brackets
– *use this as a guide as to how much time to spend on each question.*
- In questions marked with an **asterisk** (*), marks will be awarded for your ability to structure your answer logically, showing how the points you make are related or follow on from each other where appropriate.

Advice

- Read each question carefully before you start to answer it.
- Try to answer every question.
- Check your answers if you have time at the end.

Turn over ►

R74485A

©2024 Pearson Education Ltd.
F:1/1/1/1/1/1/1/1/1/1/1/1/1/1/1/1/1

Answer ALL questions. Write your answers in the spaces provided.

Some questions must be answered with a cross in a box ☒. If you change your mind about an answer, put a line through the box ☒ and then mark your new answer with a cross ☒.

1 This question is about the electromagnetic spectrum.

(a) X-rays and microwaves are both parts of the electromagnetic spectrum.

Use words from the box to complete the sentences.

(3)

amplitude frequency longitudinal speed transverse wavelength

X-rays and microwaves are both _____ waves.

In a vacuum, x-rays and microwaves always have the same _____

X-rays always have a higher _____ than microwaves.

(b) Figure 1 shows the full electromagnetic spectrum.

Figure 2 gives information about four of the types of electromagnetic radiation shown in Figure 1.

radio waves	microwaves	infrared	visible light	ultraviolet	x-rays	gamma rays
-------------	------------	----------	---------------	-------------	--------	------------

Figure 1

State the name of each type of radiation next to its information.

(4)

Information	Type of electromagnetic radiation
emitted by bright objects and can be detected by the human eye	
emitted by radioactive nuclei and can be used to treat cancer	
produced in an aerial and can be used for communication	
can cause skin cancer in humans and can be used to detect forged banknotes	

Figure 2

(Total for Question 1 = 7 marks)

- 2 (a) A flag has three colours in daylight.

The flag is taken into a dark room.

Figure 3 shows the flag when a torch shines white light on to the flag.

Figure 4 shows the same flag when the torch is covered with a coloured filter.

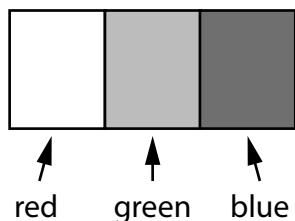


Figure 3

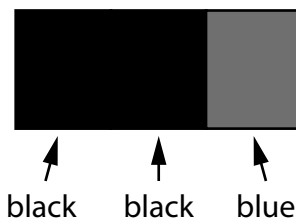


Figure 4

State the colour of the filter that has covered the torch.

(1)

- (b) A student uses a converging lens to produce an image of a tree on a screen.

The image of the tree on the screen is shown in Figure 5.

The student is asked to describe the image of the tree.

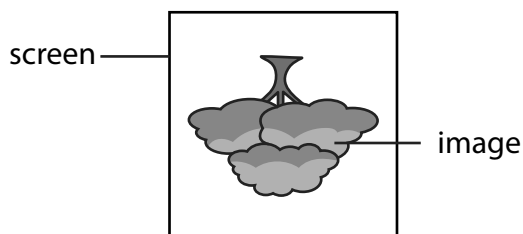


Figure 5

The student's descriptions are shown in the table.

student's descriptions of the image		correction
upside down	✓	
bigger than the actual tree	✗	
virtual	✗	

The first description is correct, the image is upside down.

Complete the table by adding the correct descriptions of the image.

(2)

(c) A student uses a ray box to investigate two lenses, P and Q.

Figure 6 shows the student's drawings of rays of light before and after passing through the lenses.

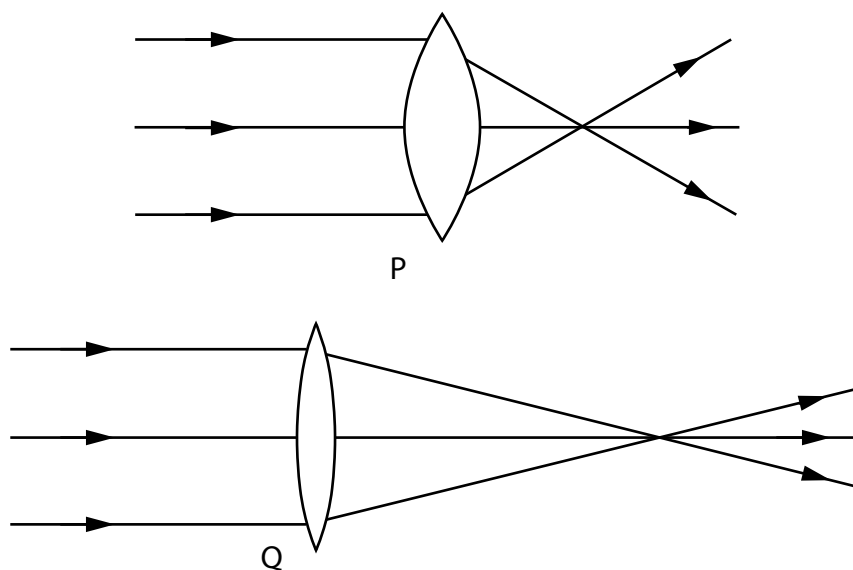


Figure 6

Complete the following sentences.

(2)

The focal length of lens P is _____ than the focal length of lens Q.

The power of lens P is _____ than the power of lens Q.

(d) Figure 7 shows light reflecting from two mirrors in a bathroom.

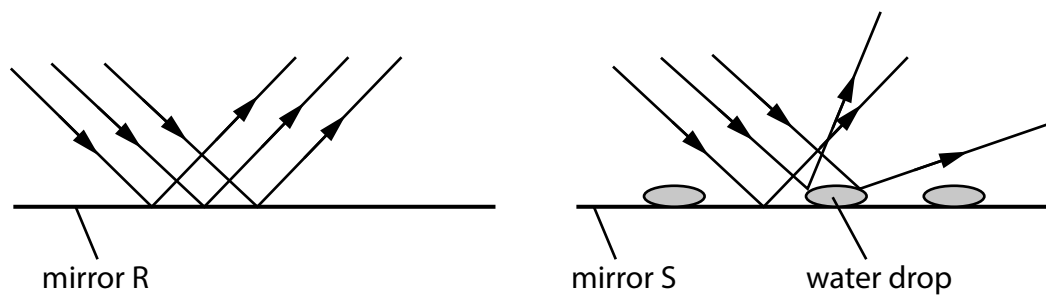


Figure 7

Mirror R has a dry surface.

Mirror S has lots of small drops of water on the surface.

A person looks into each mirror.

Explain the difference between the image seen in mirror R and the image seen in mirror S.

(2)

(Total for Question 2 = 7 marks)

DO NOT WRITE IN THIS AREA

DO NOT WRITE IN THIS AREA

DO NOT WRITE IN THIS AREA

BLANK PAGE



3 Figure 8 shows two types of force that act in the Sun.

One type of force acts inwards, towards the centre of the Sun.

The other type of force acts outwards, away from the centre of the Sun.

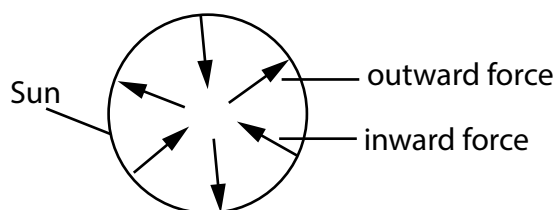


Figure 8

(a) Outward forces are a result of nuclear fusion in the Sun.

State what causes the inward forces.

(1)

(b) The inward and outward forces in stars like the Sun stay balanced for 10 billion years.

(i) In the Sun, these forces have been balanced for 46 % of this time.

Calculate for how many billions of years these forces have been balanced in the Sun.

(2)

time = billion years

- (ii) Describe what will happen to the Sun when the inward and outward forces become unbalanced.

(2)

- (c) Nuclear fusion reactions take place in the Sun.

Describe what happens in a nuclear fusion reaction.

(2)

- (d) In 1989, two scientists claimed that they could produce a nuclear fusion reaction in their laboratory.

They said their reaction could take place at room temperature in a test tube.

Explain why other scientists did not believe them.

(2)

(Total for Question 3 = 9 marks)

- 4 (a) A car is being driven at a constant velocity.

The driver sees an obstacle in the road ahead.

The driver uses the brakes to stop as quickly as possible.

Figure 9 shows the velocity/time graph for the car from the time when the driver sees the obstacle.

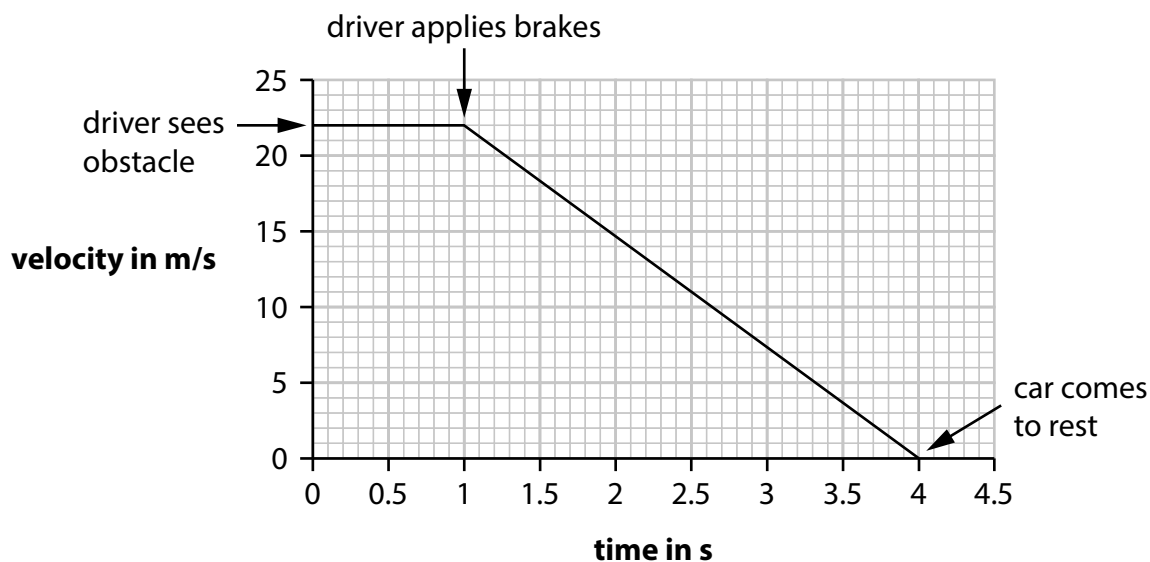


Figure 9

- (i) Which of these is the driver's reaction time shown in Figure 9?

(1)

- A 0 s
- B 1 s
- C 4 s
- D 22 s

- (ii) State **one** factor that might increase a driver's reaction time.

(1)

- (iii) Calculate the distance travelled between when the driver applies the brakes and when the car comes to rest in Figure 9.

Use the equation

$$\text{distance} = \text{area under the sloping line of the graph in Figure 9} \quad (3)$$

$$\text{distance} = \quad \quad \quad \text{m}$$

- (b) The stopping distance of a car is the thinking distance plus the braking distance.

A car has a device that can detect an obstacle in the road ahead.

The device is linked to a computer that can apply the brakes.

It is claimed that, in an emergency, the computer-controlled car will have a shorter stopping distance than if the car is controlled by a human driver.

Explain why this claim could be true.

(2)

(c) A different car has a device that can detect rain.

This device is linked to a computer that can change the speed of the car.

In wet weather, the computer changes the speed of the car.

- (i) State the change in speed that the computer should make when the road is wet.

(1)

- (ii) Give a reason why this change in speed is necessary when the road is wet.

(1)

(Total for Question 4 = 9 marks)

- 5 (a) A sound wave can transfer information across a room.

Which row of the table shows what else a sound wave can transfer?

(1)

	can transfer energy	can transfer air
A	yes	yes
B	yes	no
C	no	yes
D	no	no

- (b) Which of these always increases as a sound gets louder?

(1)

- A** amplitude
- B** frequency
- C** speed
- D** wavelength

- (c) The speed of a sound wave in air is 330 m/s.

The wavelength of this wave is 0.75 m.

Calculate the frequency of this wave.

Use the equation

$$v = f \times \lambda$$

(3)

frequency = Hz

(d) Figure 10 shows a water wave.

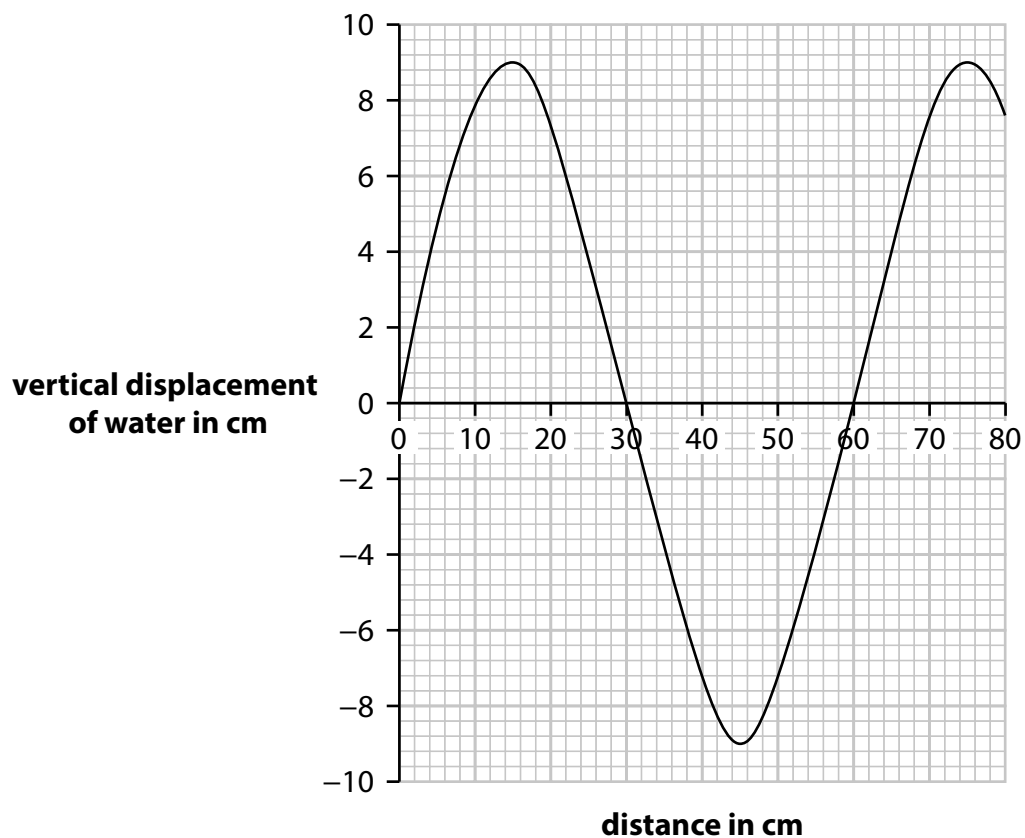


Figure 10

Which of these is the amplitude of the wave shown in Figure 10?

(1)

- A** 9 cm
- B** 18 cm
- C** 30 cm
- D** 60 cm

(e) Ripples travel out from the centre of a small circular pond to its edge.

(i) Describe how a student could determine the wave speed of the ripples.

(3)

(ii) Figure 11 shows a duck floating on the pond.




Figure 11

The ripples cause the duck to move.

Draw arrows on Figure 11 to show how the duck moves due to the ripples.

(1)

(Total for Question 5 = 10 marks)

6 Figure 12 is a diagram representing an atom.

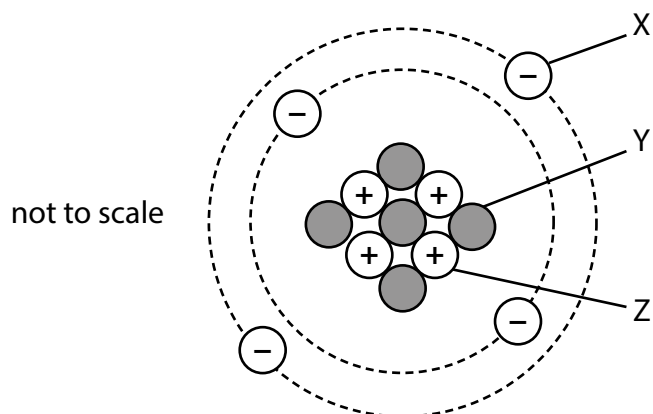


Figure 12

(a) Write the names of the particles X, Y and Z on the lines next to each letter in Figure 12.

(3)

(b) The nucleus of a different atom emits a gamma ray.

What happens to the number of particles in the nucleus?

(1)

- A** it decreases by one
- B** it decreases by two
- C** it decreases by four
- D** it does not change

DO NOT WRITE IN THIS AREA

DO NOT WRITE IN THIS AREA

DO NOT WRITE IN THIS AREA

(c) A teacher demonstrates a radioactivity experiment to a class of students.

The teacher places a radioactive source in front of a radiation detector.

(i) State **one** safety precaution the teacher should take.

(1)

(ii) The teacher uses the detector to measure the activity of the source several times.

Figure 13 shows the results.

	1st measurement	2nd measurement	3rd measurement	4th measurement
activity in Bq	21	23	19	22

Figure 13

The teacher tells the class that radioactive decay is random.

State how the data in Figure 13 supports this statement.

(1)

(iii) Calculate the mean of the **four** measurements in Figure 13.

(1)

mean = Bq

- (d) The teacher moves the radiation detector to different distances from the radioactive source.

The teacher determines the mean detector reading at each distance from the source.

The teacher plots the results on graph paper, as shown in Figure 14.

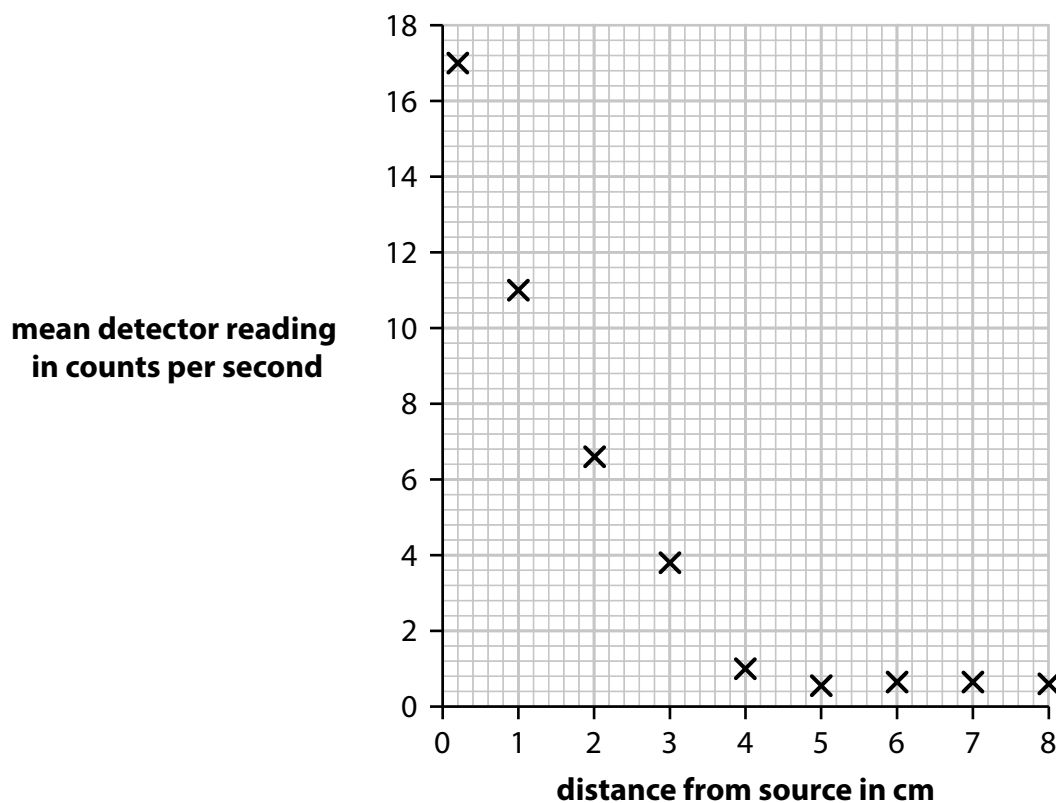


Figure 14

- (i) The source emits alpha radiation **only**.

Explain how the graph in Figure 14 shows that the source only emits alpha radiation.

(2)

- (ii) Give a reason why the mean detector reading in Figure 14 does not fall to zero in this experiment.

(1)

(Total for Question 6 = 10 marks)

- 7 (a) Figure 15 shows an artificial satellite in orbit around the Earth.

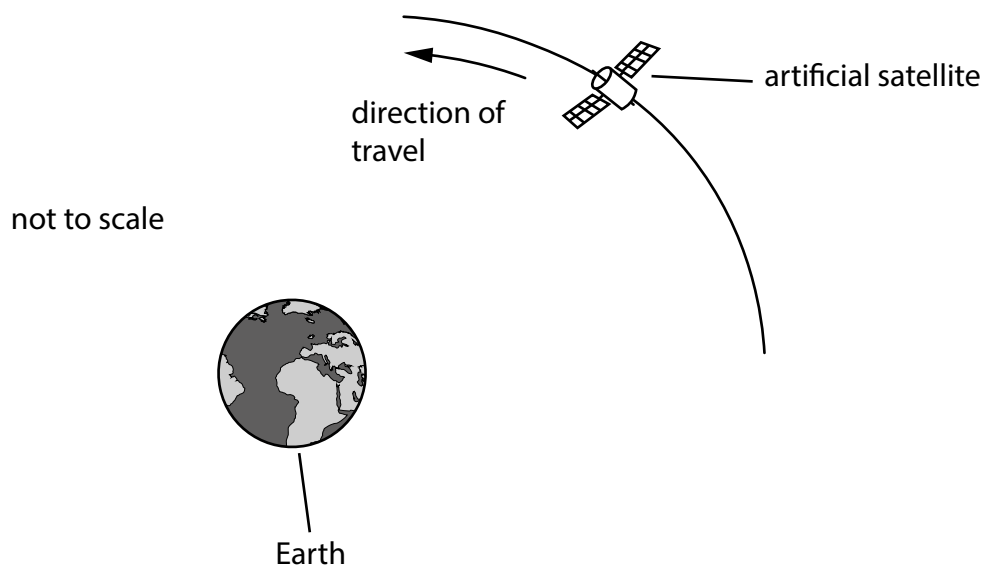
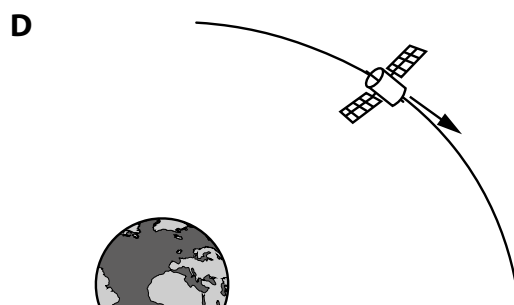
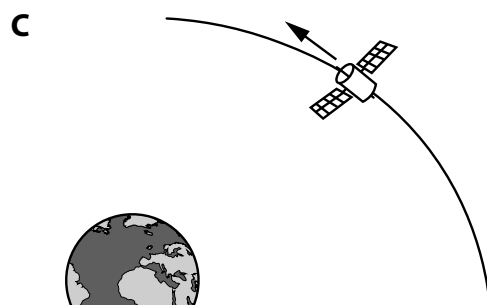
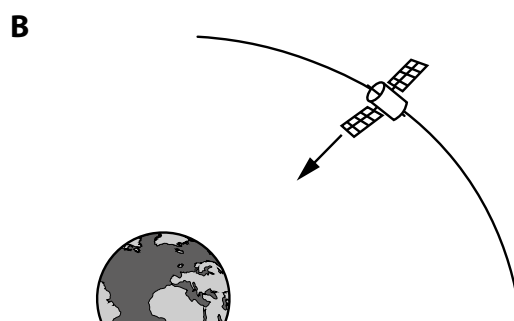
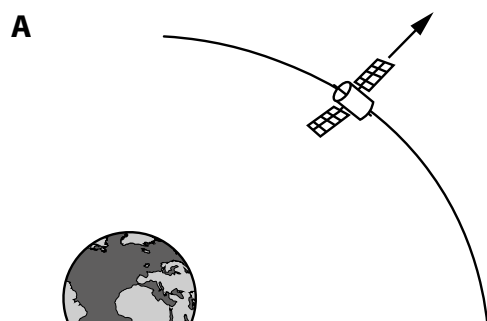


Figure 15

- (i) Which of these shows the direction of the force that keeps the satellite in orbit around the Earth?

(1)



- (ii) The satellite travels at a constant speed around the Earth.

Explain why the satellite is accelerating even though it travels at a constant speed.

(2)

- (b) The Hubble Space Telescope is an artificial satellite in orbit about 500 km above the Earth's surface.

This telescope is used to observe the light from very distant objects in the Universe.

Explain why the Hubble Space Telescope must be high above the Earth's surface to make its observations.

(2)

(c) There are many other artificial satellites in orbit around the Earth.

Figure 16 shows the time taken to complete one orbit for satellites at different heights above the Earth's surface.

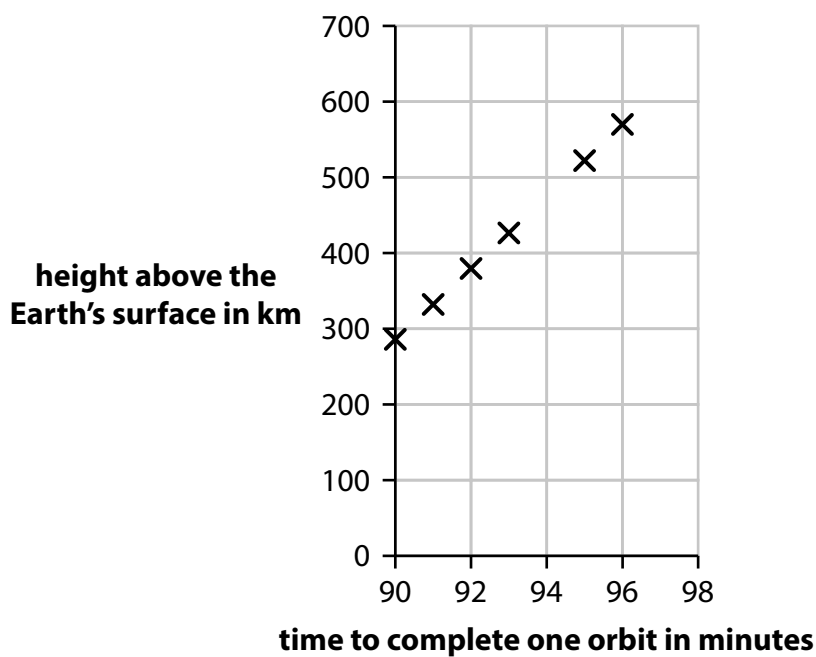


Figure 16

Describe the relationship shown in Figure 16.

(2)

*(d) A long time ago, many people thought that the objects seen in the sky were arranged as shown in Figure 17.

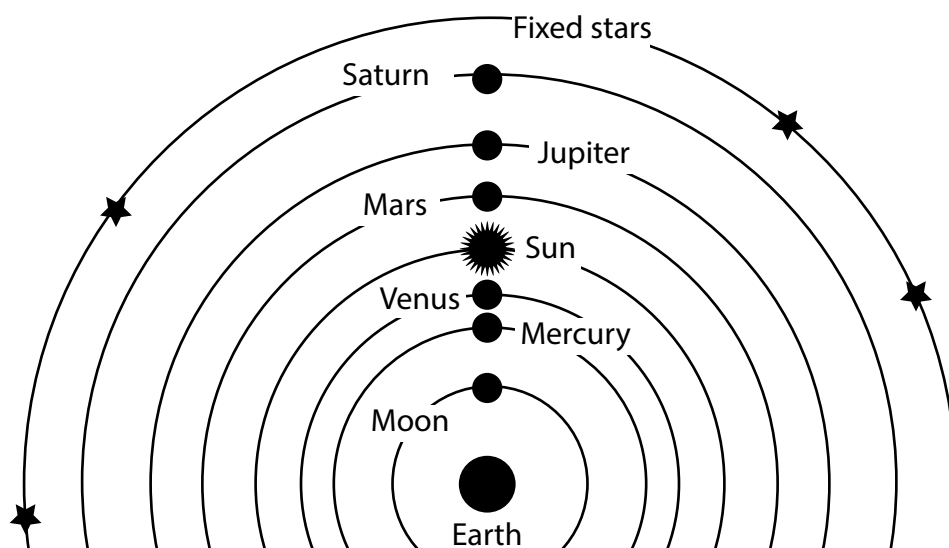


Figure 17

Compare the arrangement shown in Figure 17 with what we now know about the Solar System.

Your answer should refer to

- the objects that are in the Solar System
- how these objects are arranged.

You may draw a diagram to help your answer.

(6)

DO NOT WRITE IN THIS AREA

DO NOT WRITE IN THIS AREA

DO NOT WRITE IN THIS AREA

DO NOT WRITE IN THIS AREA

DO NOT WRITE IN THIS AREA

DO NOT WRITE IN THIS AREA

(Total for Question 7 = 13 marks)

- 8 Figure 18 shows a person on a skateboard at the top of a ramp.
At P, the person is not moving.

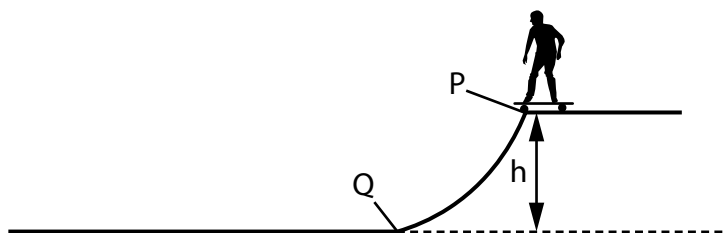


Figure 18

- (a) The person rides the skateboard down the ramp from P to Q.

The gravitational potential energy of the person decreases by 980 J.

The mass of the person is 35 kg.

Calculate h , the height of the ramp.

Use $g = 10 \text{ N/kg}$.

Use the equation

$$\text{change in gravitational potential energy} = m \times g \times h$$

(2)

$h =$

m

(b) The kinetic energy, KE, of the person at Q is 950 J.

The mass of the person is 35 kg.

Calculate the velocity of the person at Q.

Use the equation

$$v^2 = \frac{2 \times KE}{m} \quad (3)$$

velocity = m/s



(c) Figure 19 is a diagram that represents energy changes from P to Q.

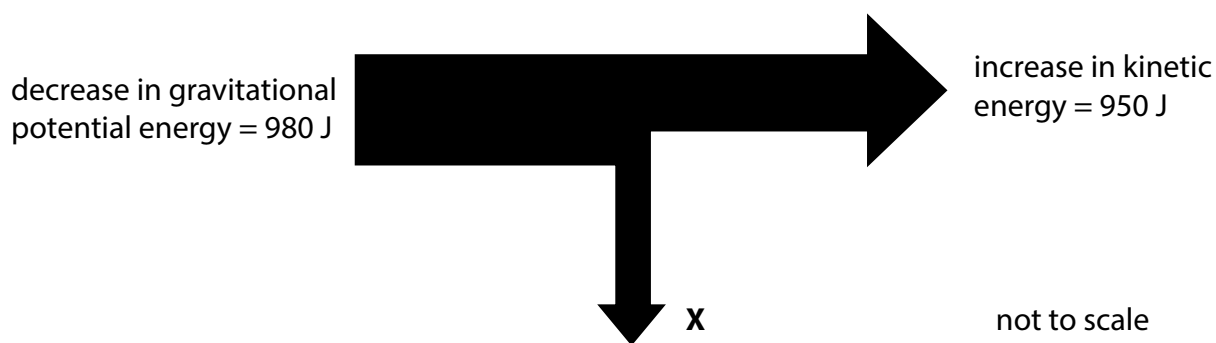


Figure 19

(i) State what is represented by **X**.

(1)

(ii) Calculate the value of **X**.

(1)

value of **X** = J

(iii) Calculate the efficiency of the system represented in Figure 19.

(2)

efficiency =

(d) The person would like to start from P again but have a greater velocity at Q.

Suggest **two** ways that this can be achieved.

(2)

1

2

(Total for Question 8 = 11 marks)

- 9 (a) Two people, L and M, have a 100 m race.

L starts running before M.

Figure 20 shows a distance/time graph of the race.

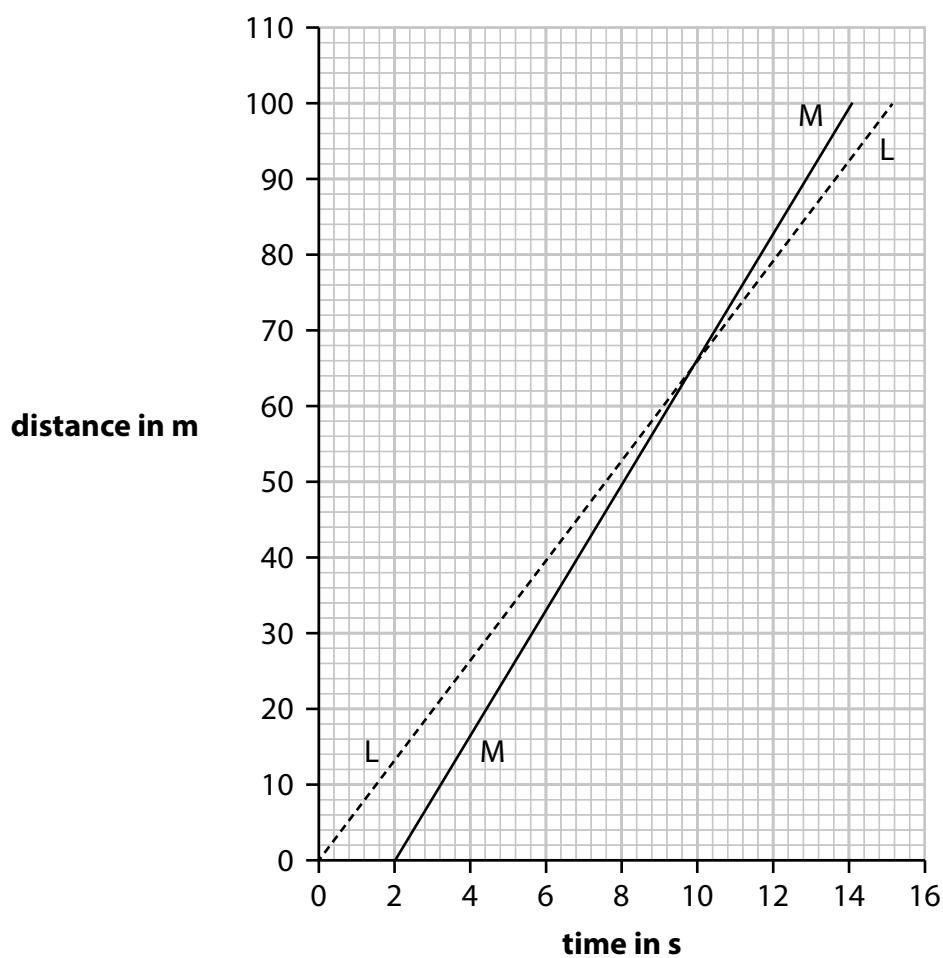


Figure 20

- (i) State the **distance** that L has run when M overtakes.

(1)

distance =

m

- (ii) Calculate the velocity of L when running the 100 m race.

(2)

velocity =

m/s

- (b) A motorcycle is travelling at a velocity of 6.2 m/s.

The motorcycle accelerates at 2.5 m/s^2 until its velocity is 10 m/s.

- (i) Calculate the time taken for this acceleration.

Use the equation

$$\text{time taken} = \frac{\text{change in velocity}}{\text{acceleration}} \quad (2)$$

time taken = s

- (ii) The motor cycle now decelerates (slows down) from 10 m/s to a stop.

The deceleration is at a constant rate of 4.4 m/s^2 .

Calculate the distance the motorcycle travels as it slows down to a stop.

Use the equation

$$v^2 - u^2 = 2 \times a \times x \quad (2)$$

distance = m



*(c) A student has a trolley and a ramp, as shown in Figure 21.

The height, H , of one end of the ramp can be adjusted.

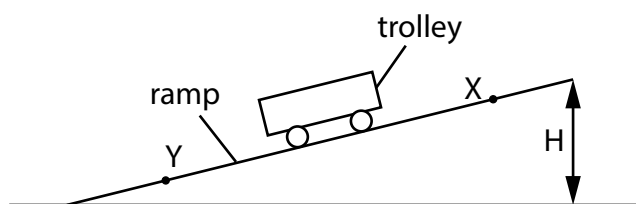


Figure 21

The student investigates how the average speed of the trolley between X and Y depends on the height, H , of the ramp.

Describe

- the additional equipment that the student needs
- how that equipment is used to obtain the measurements needed.

(6)

DO NOT WRITE IN THIS AREA

DO NOT WRITE IN THIS AREA

DO NOT WRITE IN THIS AREA

(Total for Question 9 = 13 marks)



10 (a) Radiation is used to treat tumours (cancer).

The source of the radiation can be inside or outside the human body.

Which of these has a radiation source that can be positioned inside the body to treat tumours?

(1)

- A gamma rays
- B x-rays
- C radio waves
- D microwaves

(b) Figure 22 shows a PET scanner used to detect cancerous tumours.

A radioactive isotope is injected into a patient.

The isotope is absorbed by the tumour.

The isotope emits positrons from the location of the tumour.

The ring of radiation detectors rotates around the person.

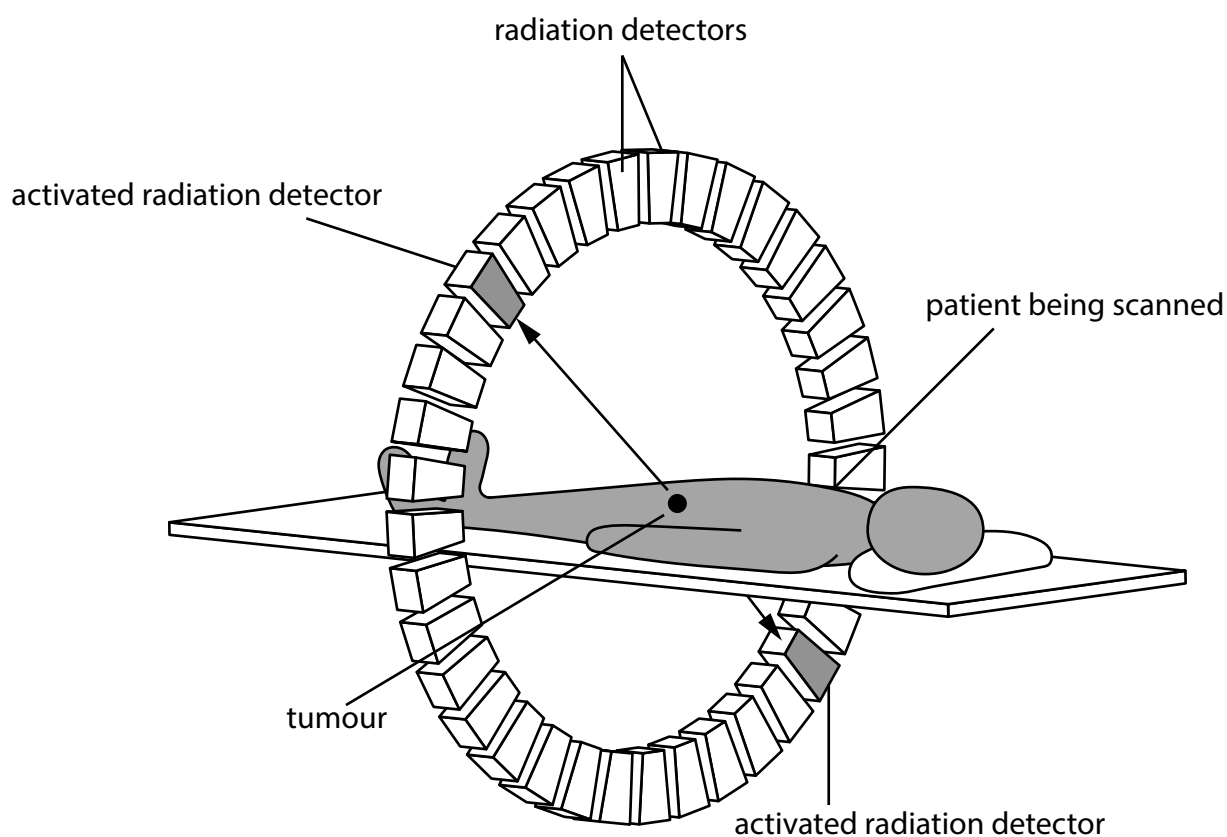


Figure 22

(i) Explain how the scan can give the location of the tumour.

(3)

(ii) Explain why the radioactive isotope injected into the patient must be produced near to the place where it is to be used.

(2)

(c) Radiotherapy can involve irradiation of patients.

Radioactive tracers can involve contamination of patients.

State **two** differences between irradiation and radioactive contamination.

(2)

1

2

(d) Figure 23 shows the decay curves of two different isotopes, Q and P.

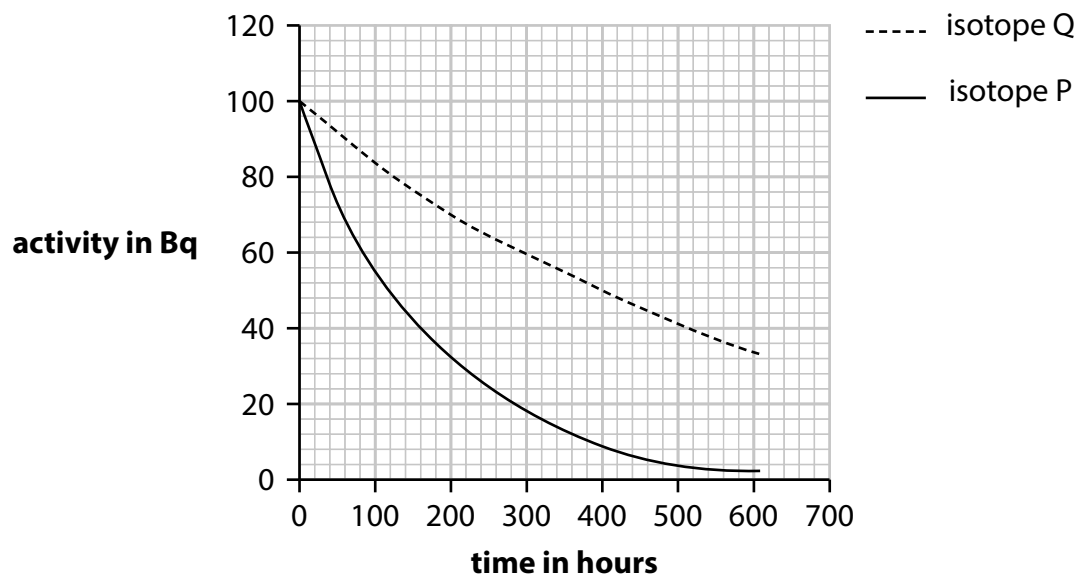


Figure 23

- (i) Use the graph in Figure 23 to determine the half-life of isotope P.

(2)

half-life of isotope P = _____ hours

- (ii) Suggest a reason why the sample of isotope Q could be more dangerous to humans than the sample of isotope P.

(1)

(Total for Question 10 = 11 marks)

TOTAL FOR PAPER = 100 MARKS

Pearson Edexcel Level 1/Level 2 GCSE (9–1)

Wednesday 22 May 2024

Paper
reference

1PH0/1F

Physics
PAPER 1

Foundation Tier

Equation Booklet

Do not return this Booklet with the question paper.

Turn over ►

R74485A

©2024 Pearson Education Ltd.
F:1/1/1/1/1/1/1/1/1/1/1

If you're taking **GCSE (9–1) Combined Science** or **GCSE (9–1) Physics**, you will need these equations:

HT = higher tier

distance travelled = average speed × time	
acceleration = change in velocity ÷ time taken	$a = \frac{(v - u)}{t}$
force = mass × acceleration	$F = m \times a$
weight = mass × gravitational field strength	$W = m \times g$
HT momentum = mass × velocity	$p = m \times v$
change in gravitational potential energy = mass × gravitational field strength × change in vertical height	$\Delta GPE = m \times g \times \Delta h$
kinetic energy = $\frac{1}{2} \times \text{mass} \times (\text{speed})^2$	$KE = \frac{1}{2} \times m \times v^2$
efficiency = $\frac{(\text{useful energy transferred by the device})}{(\text{total energy supplied to the device})}$	
wave speed = frequency × wavelength	$v = f \times \lambda$
wave speed = distance ÷ time	$v = \frac{x}{t}$
work done = force × distance moved in the direction of the force	$E = F \times d$
power = work done ÷ time taken	$P = \frac{E}{t}$
energy transferred = charge moved × potential difference	$E = Q \times V$
charge = current × time	$Q = I \times t$
potential difference = current × resistance	$V = I \times R$
power = energy transferred ÷ time taken	$P = \frac{E}{t}$
electrical power = current × potential difference	$P = I \times V$
electrical power = (current) ² × resistance	$P = I^2 \times R$
density = mass ÷ volume	$\rho = \frac{m}{V}$



	force exerted on a spring = spring constant \times extension	$F = k \times x$
	(final velocity) ² – (initial velocity) ² = 2 \times acceleration \times distance	$v^2 - u^2 = 2 \times a \times x$
HT	force = change in momentum \div time	$F = \frac{(mv - mu)}{t}$
	energy transferred = current \times potential difference \times time	$E = I \times V \times t$
HT	force on a conductor at right angles to a magnetic field carrying a current = magnetic flux density \times current \times length	$F = B \times I \times l$
	For transformers with 100% efficiency, potential difference across primary coil \times current in primary coil = potential difference across secondary coil \times current in secondary coil	$V_p \times I_p = V_s \times I_s$
	change in thermal energy = mass \times specific heat capacity \times change in temperature	$\Delta Q = m \times c \times \Delta\theta$
	thermal energy for a change of state = mass \times specific latent heat	$Q = m \times L$
	energy transferred in stretching = 0.5 \times spring constant \times (extension) ²	$E = \frac{1}{2} \times k \times x^2$

If you're taking **GCSE (9–1) Physics**, you also need these extra equations:

	moment of a force = force \times distance normal to the direction of the force	
	pressure = force normal to surface \div area of surface	$P = \frac{F}{A}$
HT	$\frac{\text{potential difference across primary coil}}{\text{potential difference across secondary coil}} = \frac{\text{number of turns in primary coil}}{\text{number of turns in secondary coil}}$	$\frac{V_p}{V_s} = \frac{N_p}{N_s}$
	to calculate pressure or volume for gases of fixed mass at constant temperature	$P_1 \times V_1 = P_2 \times V_2$
HT	pressure due to a column of liquid = height of column \times density of liquid \times gravitational field strength	$P = h \times \rho \times g$

END OF EQUATION LIST

BLANK PAGE

